www.mastcourse.com

10TH MASTERCLASS
IN ARTHROPLASTY SURGERY
THESSALONIKI

MAST 10

Current concepts in

Advanced Arthroplasty Surgery

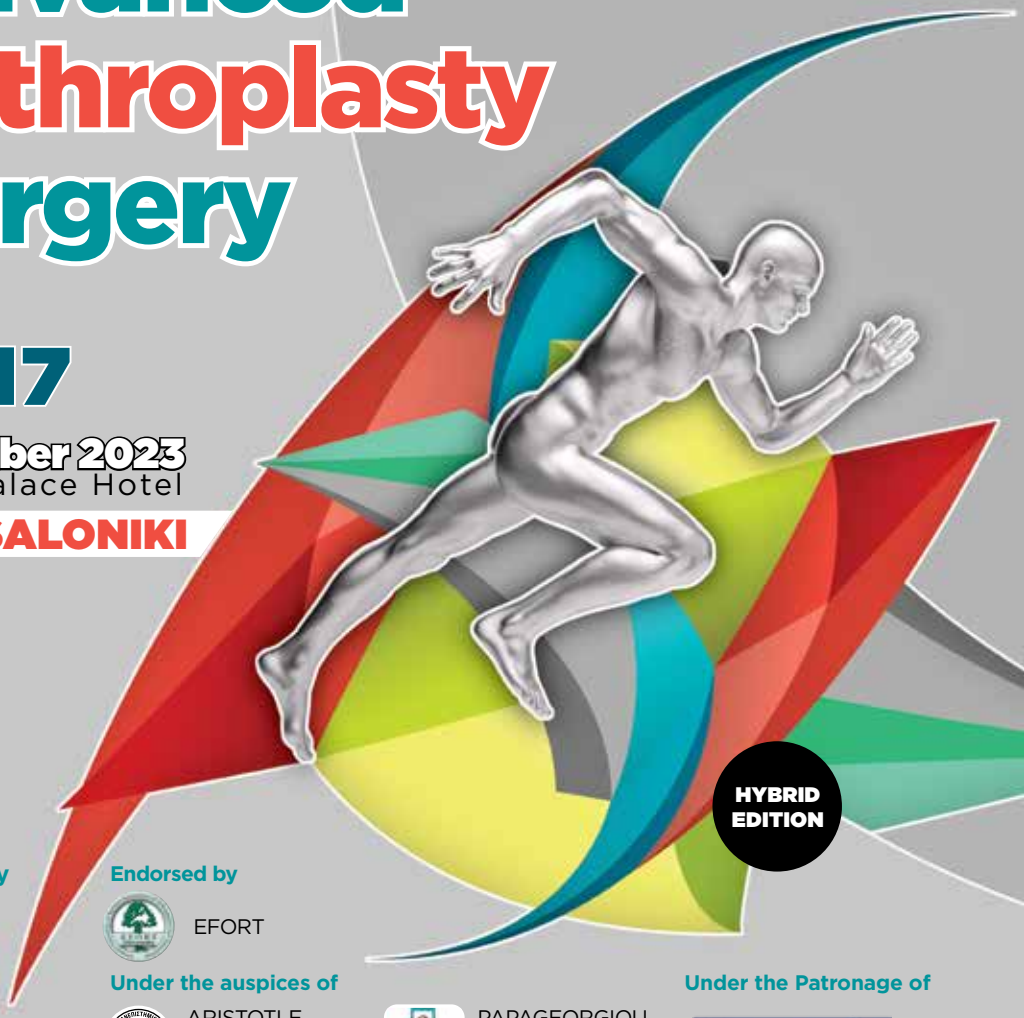

15-17
December 2023
Porto Palace Hotel
THESSALONIKI

HYBRID EDITION

Organised by

EUROPEAN HIP SOCIETY

Endorsed by

EFORT

Under the auspices of

ARISTOTLE UNIVERSITY OF THESSALONIKI

PAPAGEORGIOU GENERAL HOSPITAL

Under the Patronage of

ESSKA

Program

Welcome Address

Dear Colleagues,

On behalf of the European Hip Society, it is our pleasure to welcome you to the **10th Masterclass in Arthroplasty Surgery Thessaloniki: Current Concepts in Advanced Arthroplasty Surgery**, from **15th - 17th December 2023**.

To celebrate this decade milestone of MAST, our distinguished panel of experts selected from all over the world will present their centre's best research data of the year with video surgery presentation throughout Friday and Saturday, while Sunday will be dedicated to our popular hands on workshops.

Delegates will be technically educated by the top names giving us their invaluable insights in: Personalised arthroplasty; Robotics / Navigation; Complexities for primary & revision arthroplasty; Complications; New implant designs: 3D & customised and Joint preservation.

We welcome you to join the 10th MAST and be part of the largest arthroplasty meeting in Europe.

Best regards,

Eleftherios Tsiridis
MAST President
EHS President
Vice President Hellenic Association
of Orthopaedic and Trauma Surgery

Klaus Siebenrock
EHS Past President

MAST

10 years celebration

2023 Visiting Professors

ARISTOTLE UNIVERSITY MEDICAL SCHOOL
THESSALONIKI, HELLAS

Vasilios Bitounis
MD, PhD, FRCS Ed

Jean-Alain Epinette MD, PhD

Scientific Program

Friday, December **15th** 2023

Athens time

08.15-10.00 Anchorman: **Eleftherios Tsiridis**
Panelists: **Efstathios Kenanidis, Lazaros Poultsides, Konstantinos Kateros**

08.15-10.00	**COMPLEXITIES AND COMPLICATIONS IN PRIMARY THA**
08.15-08.30	Short exeter stems for hip dysplasia: Data from the Arthroplasty Registry Thessaloniki (ART) **Konstantinos Michail, Greece**
08.30-08.45	Collared versus collarless corail stems for primary cementless THA. Survival, functional and radiograph outcomes **Ioannis Tremmas, Greece**
08.45-09.00	Anterior hip approach - disadvantages **Lazaros Poultsides, Greece**
09.00-09.15	Posterior hip approach – disadvantages **Efstathios Kenanidis, Greece**
09.15-09.30	"Bikini" anterior approach. Surgical technique, complications and lessons learned **Vasilios Nikolaou, Greece**
09.30-09.45	How to deal with recurrent dislocation following a primary THA **Konstantinos Kateros, Greece**
09.45-10.00	Leg length discrepancy: Revise early or wait? **Stamatios Papadakis, Greece**

10TH MASTERCLASS IN ARTHROPLASTY SURGERY THESSALONIKI
Current concepts in
Advanced Arthroplasty Surgery
15-17 December 2023
Porto Palace Hotel THESSALONIKI
10 MAST

Scientific Program

Friday, December **15th** 2023

Athens time

10.00-12.00 Anchorman: **Eleftherios Tsiridis**
Panelists: **Efstathios Chronopoulos, Anastasios Lilikakis, Konstantinos Tilkeridis**

10.00-12.00	**CHALLENGES AND OUTCOMES INCLUDING YOUNG AGE IN PRIMARY ARTHROPLASTY**
10.00-10.15	Total Knee Arthroplasty in the young population: Demographics, results, complications and challenges **Christos Topalis, Greece**
10.15-10.30	Principles and failure modes of jumbo cups in revision acetabular surgery: Is there still a place for their use? **Anastasios Lilikakis, Greece**
10.30-10.45	Valgus knee balancing **Efstathios Chronopoulos, Greece**
10.45-11.00	Complex primary total hip arthroplasty in preexisting deformities **Georgios Drosos, Greece**
11.00-11.15	AP offset in hip arthroplasty: An exploration of the 3rd dimension for hip surgeons **Tim Board, UK**
11.15-11.30	Custom hip arthroplasty in children: The ultimate challenge **Tim Board, UK**
11.30-11.45	Achieving perfect balance in unicondylar arthroplasty: Role of robotics **Reha Tandogan, Turkey**
11.45-12.00	Internal brace for posterior augmentation for recurrent dislocation in revision hip surgery **Bill Farrington, New Zealand**

12.00-12.30 **Coffee Break**

Scientific Program

Friday, December **15th** 2023

Athens time

12.30-15.30 Anchorman: **Eleftherios Tsiridis**
Panelists: **Gamie Zakareya, Panos Gikas, Theofilos Karachalios**

12.30-15.30 NEW CONCEPTS, DESIGNS AND TECHNIQUES IN PRIMARY AND REVISION JOINT RECONSTRUCTION

12.30-12.45	Bone impaction grafting of the acetabulum in revision surgery **Wim Schreurs & Jetze Visser, The Netherlands**
12.45-13.00	Functional alignment in robotic (Sky-Walker) Total Knee Arthroplasty **Theofilos Karachalios, Greece**
13.00-13.15	Acute arthroplasty infection: DAIR indications and outcomes **Olga Pidgaiska, Ukraine**
13.15-13.30	Infection complications from multi-resistant pathogens: Experience from Ukraine **Olga Pidgaiska, Ukraine**
13.30-13.45	Cementless Total Knee Arthroplasty: Gaining popularity in the United States **Adolph Lombardi, USA**
13.45-14.00	Cup-cage reconstruction for severe acetabular bone loss and/or pelvic discontinuity: A retrospective case series **Irene Tatani, Greece**
14.00-14.15	Rebound pain after peripheral nerve resolution **Eleni Koraki, Greece**
14.15-14.30	Periprosthetic femoral fractures: When and how to fix **Andreas Mavrogenis, Greece**
14.30-14.45	The use of 3D printed models in revision surgery for severe acetabular defects **Mattia Loppini, Italy**

10TH MASTERCLASS IN ARTHROPLASTY SURGERY THESSALONIKI
Current concepts in
Advanced Arthroplasty Surgery
15-17 December 2023
Porto Palace Hotel THESSALONIKI
MAST 10

Scientific Program

Friday, December 15th 2023

Athens time

14.45-15.00	Conversion of fused hip to Total Hip Arthroplasty: Long-term clinical and radiological outcomes **Mattia Loppini, Italy**
15.00-15.15	**Presentation:** Kinematic vs. mechanical alignment based on MRI and navigation in TKA: A prospective, randomized, single-blinded study **Video:** Kinematic vs. mechanical alignment based on MRI and navigation in total knee arthroplasty: a prospective, randomized, single blinded study **George Matziolis, Germany**
15.15-15.30	The capsular line: A simple and reliable tibial landmark for personalized UKA and TKA without a robot **Sebastien Parratte, France**

15.30-16.00 **Light Lunch**

16.00-16.15 KEYNOTE LECTURE

Femoroacetabular Impingement: Indications and technique for treatment: My experience on 1600 cases
Javad Parvizi, USA

Panelists: **Eleftherios Tsiridis, Jean Alain Epinette, Vasilios Bitounis**

Scientific Program

Friday, December **15th** 2023

Athens time

16.15-18.00	Anchorman:	**Eleftherios Tsiridis**
	Panelists:	**Jean-Alain Epinette, Vasilios Bitounis, Panayiotis J. Papagelopoulos, Efstathios Kenanidis**

16.15-17.45	**COMPLEXITIES AND COMPLICATIONS IN REVISION ARTHROPLASTY**
16.15-16.30	Prevention of periprosthetic joint infection: My ten step approach **Javad Parvizi, USA**
16.30-16.45	**Presentation:** Acetabular cup locking screw technology in complex acetabular reconstruction **Ran Schwarzkopf, USA**
	Video: Complex acetabular reconstruction with large hemispherical shells with locking screw technology **Joshua Rozell, USA**
16.45-17.00	**Presentation:** Short cemented stems in primary THA: rationale, evidence and potential advantages
	Video: How to avoid an ETO in revision hip surgery **Martin Buttaro, Argentina**
17.00-17.15	No difference in alignment between kinematic and mechanical alignment in robotic-assisted TKA **Jonathan Vigdorchik, USA**
17.15-17.30	Periprosthetic fracture rates using collared stems in uncemented primary THA with a posterior approach **Peter Sculco, USA**
17.30-17.45	Prediction of pelvic tilt on anteroposterior pelvic radiographs and changes in spinopelvic mobility after THA: Deep-learning enabled analyses **Theofilos Karasavvidis, USA**

17.45-18.00	**Break**

10TH MASTERCLASS IN ARTHROPLASTY SURGERY THESSALONIKI
Current concepts in
Advanced Arthroplasty Surgery
15-17 December 2023
Porto Palace Hotel THESSALONIKI
MAST 10

Scientific Program

Friday, December **15th** 2023

Athens time

18.00-18.15	**KEYNOTE LECTURE**
	Spinopelvic concerns related to hip replacement and surgical THA planning **Bodner Russell, USA** Panelists: **Eleftherios Tsiridis, Jean Alain Epinette, Vasilios Bitounis**

18.15-20.15	Anchorman:	**Eleftherios Tsiridis**
	Panelists:	**Panos Gikas, Theofilos Karachalios, Rihard Trebse**

18.15-19.00	**UPDATES ON THE FUTURE OF HIP ARTHROPLASTY**
18.15-18.30	Hip spine and the implication of spinal kinematic disorders in THA planning **Pascal Kouyoumdjian, France**
18.30-18.45	Personalized hip replacement for the young and active patient with large diameter ceramic bearing **Pascal Andre Vendittoli, Canada**
18.45-19.00	The expanding evidence base for robotic arm assisted THA **Fares Haddad, UK**

Scientific Program

Friday, December **15th** 2023

Athens time	
19.00-20.15	**ROBOTICS**
19.00-19.15	**Presentation:** Postoperative complications and readmission rates in robotic-assisted and manual THA **Video:** Robotic Assisted THA **Antonia Chen, USA**
19.15-19.30	Robotic versus manual unicompartmental knee. Is there any benefit? **Mike Berend, USA**
19.30-19.45	Robotic conversion of failed unicompartmental knee arthroplasty to total knee arthroplasty **Matthew Deren, USA**
19.45-20.00	DDH and Robotics **Peter Surace, USA**
20.00-20.15	Alignment Strategies for Robotic TKA **William Hozack, USA**
20.15-20.30	**KEYNOTE LECTURE**
	The fate of revision THA for instability **Stuart Goodman, USA** Panelists: **Eleftherios Tsiridis, Theofilos Karachalios, Rihard Trebse**

10TH MASTERCLASS IN ARTHROPLASTY SURGERY THESSALONIKI
Current concepts in
Advanced Arthroplasty Surgery
15-17 December 2023
Porto Palace Hotel THESSALONIKI
10 MAST

Scientific Program

Saturday, December **16th** 2023

Athens time	
08.00-11.00	Anchorman: **Eleftherios Tsiridis** Panelists: **Gamie Zakareya, Ezechieli Marco, Babis George**
08.00-08.15	**PRESIDENTIAL ADDRESS**
	Zoe Dailiana, *President of the Hellenic Association of Orthopaedic Surgery and Traumatology*
08.15-09.45	**TKA THE NEW ERA OF PERSONALIZED ALIGNMENT USING OR NOT ROBOTICS**
08.15-08.30	I can do a uni knee without using robotics **Konstantinos Tilkeridis, Greece**
08.30-08.45	TKA using mega prosthesis **Kyriakos Papavasileiou, Greece**
08.45-09.00	TKA: How to optimize the patellar button positioning without the robotic assistance **Chahine Assi, Lebanon**
09.00-09.15	Dealing with torsional deformities in TKA: Management and techniques using navigation or robotics **Alexander Maslaris, Germany**
09.15-09.30	Accuracy of ROSA robotics for targeted resection thickness in TKA **Gamie Zakareya, UK**
09.30-09.45	Joint line and posterior condylar offset in ROSA robotics TKA **Gamie Zakareya, UK**
09.45-10.00	**THE AOA NJRR REPORT**
	A 10-year National Registry analysis of my decision making of implant selection **Scott Brumby, Australia**

Scientific Program

Saturday, December **16th** 2023

Athens time	
10.00-11.00	**CHALLENGING THA AND NEW APPROACHES**
10.00-10.15	Robotic-assisted technology made difficulty hip conditions easy **Lewis Chan, Hong Kong**
10.15-10.30	How can robotics in THA help us to get better – or not? **Marco Ezechieli, Germany**
10.30-10.45	Treatment of intertrochanteric femur fractures with Hip Arthroplasty in older patients **Theodoros Tosounidis, Greece**
10.45-11.00	Piriformis-Sparing THA approach (STAR) and dislocation rate: Outcomes from ART registry **Efstathios Kenanidis, Greece**
11.00-11.30	**Coffee Break**
11.30-16.00	Anchorman: **Eleftherios Tsiridis** Panelists: **Theofilos Karachalios, Jean Alain Epinette, Panayiotis J. Papagelopoulos, Efstathios Kenanidis**
11.30-11.45	**ESSKA REPORT**
	Presentation: Robotic assisted surgery using functional alignment - Why? **Video:** Seven steps of robotic assisted knee arthroplasty **Roland Becker, ESSKA President, Germany**

10TH MASTERCLASS IN ARTHROPLASTY SURGERY THESSALONIKI
Current concepts in
Advanced Arthroplasty Surgery
15-17 December 2023
Porto Palace Hotel THESSALONIKI
10 MAST

Scientific Program

Saturday, December 16th 2023

Athens time	
11.45-14.15	**ARTHROPLASTY AND NEW TECHNOLOGIES: CURRENT AND FUTURE**
11.45-12.00	**Presentation:** Outcomes of short and long tibial stems for primary TKA in a population of obese patients: A clinical and biomechanical study **Jean Noel Argenson, France** **Video:** 3D planed cementless THA performed by direct anterior approach: technical aspects **Xavier Flecher, France**
12.00-12.15	Functional positioning with image-based robotic technology: A safe way to achieve personalized knee arthroplasty? **Sebastien Lustig, France**
12.15-12.30	Bilateral THA - one stage vs two stage surgery **Fritz Thorey, Germany**
12.30-12.45	A novel hip resurfacing arthroplasty: Designed for tribology and anthropomorphism **Justin Cobb, UK**
12.45-13.00	Objective measures of function following hip arthroplasty may explain differences in long term success **Rima Nasser, UK**
13.00-13.15	Salvage revision using THA mega prostheses **Panos Gikas, UK**
13.15-13.30	Dual mobility cup is an essential and reliable tool in complex primary and revision THA - Pakistan Experience. Complexities for primary & revision arthroplasty **Syed Shahid Noor, Pakistan**
13.30-13.45	Inverted reamer technique in bulk bone grafting for dysplastic hip in THA, categorized to complexities in primary and revision THA **Fujita Hiroshi, Japan**

Scientific Program

Saturday, December 16th 2023

Athens time	
13.45-14.00	Long-term outcomes of acetabular and femoral impaction grafting **Eduardo Garcia-Rey, Spain**
14.00-14.15	Oblique subtrochanteric shortening osteotomy in high hip dislocation: A simpler and reproducible technique **Luigi Zagra, Italy**
14.15-14.45	**Light Lunch**
14.45-15.15	**SATELLITE SYMPOSIUM** *Please see page 30*
15.15-15.45	**SATELLITE SYMPOSIUM** *Please see page 30*
15.45-16.00	**KEYNOTE LECTURE**
	The evolution of kinematic alignment in TKA: Evidence today **Stephen Howell, USA** Panelists: **Eleftherios Tsiridis, Jean Alain Epinette, Vasilios Bitounis**

10TH MASTERCLASS IN ARTHROPLASTY SURGERY THESSALONIKI
Current concepts in
Advanced Arthroplasty Surgery
15-17 December 2023
Porto Palace Hotel THESSALONIKI
MAST 10

Scientific Program

Saturday, December 16th 2023

Athens time	
16.00-16.45	Anchorman: **Eleftherios Tsiridis** Panelists: **Rihard Trebse, Nicolas Reina, George Babis**
16.00-16.45	**NEW CONCEPTS IN IN JOINT ARTHROPLASTY FROM EUROPE AND USA**
16.00-16.15	Alignment strategies in robotic TKA **William Long, USA**
16.15-16.30	Hip resurfacing is here to stay: Early international data for a metal-on-poly construct **William Macaulay, USA**
16.30-16.45	**Presentation:** New implant designs **Video:** Joint preservation **Nicolas Reina, France**
16.45-18.45	Anchorman: **Eleftherios Tsiridis** Panelists: **Athanasios Papavasileiou, Lazaros Poultsides, Nicolas Reina**
16.45-18.45	**HIP PRESERVATION: CURRENT CONCEPTS AND CONCERNS**
16.45-17.00	Curved periacetabular osteotomy with arthroscopic synovectomy **Koji Goto, Japan**
17.00-17.15	Optimal management of femoroacetabular impingement in 2023 **Khanduja Vikas, UK**
17.15-17.30	Update on hip resurfacing **John Antoniou, Canada**
17.30-17.45	Defining the optimum acetabulum: Implication for hip preservation surgery **George Grammatopoulos, Canada**

Scientific Program

Saturday, December **16th** 2023

Athens time	
17.45-18.00	Periacetabular osteotomy **James Powell, Canada**
18.00-18.15	Total hip replacement after failed hip arthroplasty. Solution or a matter of passing the problem to the next surgeon? **Athanasios Papavasileiou, Greece**
18.15-18.30	Tips and tricks for a perfect femoral osteoplasty **Pedro Dantas, Portugal**
18.30-18.45	Limitations of hip arthroscopy: Where do we stand now? **Oliver Marin Pena, Spain**

18.45-20.00 Anchorman: **Eleftherios Tsiridis**
Panelists: **Babis George, Theofilos Karachalios, Vasilios Nikolaou**

18.45-20.00 **TRENDS IN ARTHROPLASTY 2023**

18.45-19.00	Initial clinical evaluation of a computer-assisted, dynamic ligament balancer in TKA shows clinical success at one year postoperatively **James Huddleston, USA**
19.00-19.15	Cemented vs Cementless TKA in 2023 **Panayiotis Megaloikonomos, Canada**
19.15-19.30	Offset and abductor related problems after THA **Rihard Trebse, Slovenia**
19.30-19.45	Trends in primary hip arthroplasty from the swedish register **Mohaddes Maziar, Sweden**
19.45-20.00	Trends in revision hip arthroplasty from the swedish register **Mohaddes Maziar, Sweden**

10TH MASTERCLASS IN ARTHROPLASTY SURGERY THESSALONIKI
Current concepts in
Advanced Arthroplasty Surgery
15-17 December 2023
Porto Palace Hotel THESSALONIKI
MAST 10

Scientific Program

Sunday, December **17th** 2023

Athens time	Doc Six hall
09.00-11.00	**HANDS ON WORKSHOPS**

Exeter Hip
Instructors: **Efstathios Kenanidis, Zakareya Gamie, Anastasios Lilikakis**

Primary Knee
Instructors: **Alexander Maslaris, Vyron Chalidis, Lazaros Poultsides**

Revision Hip
Instructors: **Eleftherios Tsiridis, Nikolaos Mylonakis, Vasilios Nikolaou**

Revision Knee
Instructors: **Georgios Drosos, Konstantinos Tilkeridis, Konstantinos Michail**

11.00-11.30 **Coffee Break**

11.30-13.30 **HANDS ON WORKSHOPS**

Exeter Hip
Instructors: **Efstathios Kenanidis, Zakareya Gamie, Anastasios Lilikakis**

Primary Knee
Instructors: **Alexander Maslaris, Vyron Chalidis, Lazaros Poultsides**

Revision Hip
Instructors: **Eleftherios Tsiridis, Nikolaos Mylonakis, Vasilios Nikolaou**

Revision Knee
Instructors: **Georgios Drosos, Konstantinos Tilkeridis, Konstantinos Michail**

2 halls, 4 zones, 2 workshops per hour/per hall

Scientific Program

Sunday, December **17th** 2023

Athens time	VIP hall
09.00-11.00	**WORKSHOP**
	Robotic - Assisted Knee Arthroplasty with CORI Surgical System
11.00-11.30	**Coffee Break**
11.30-13.30	**WORKSHOP**
	Robotic - Assisted Knee Arthroplasty with CORI Surgical System

10TH MASTERCLASS IN ARTHROPLASTY SURGERY THESSALONIKI
Current concepts in
Advanced Arthroplasty Surgery
15-17 December 2023
Porto Palace Hotel THESSALONIKI
10 MAST

Visiting Professors

Vassilios Bitounis

M.D. Bristol, PhD.,FRCS Ed

Medical Education
Medical School -University of Athens, (1971-1977)

Residency:
General Surgery and Orthopaedics (1980-1984)
Department of Orthopaedics, Athens University

Post-graduate training:
University Departments of Orthopaedics (1985-1990)
Bristol UK

Specialist employment:
Athens Medical Center, Athens (1990 -)
Consultant Orthopaedic Surgeon and Chairman
Cofounder of the international Center for Hip and Knee Surgery
University Department of Orthopaedics, Bristol, UK
Consultant Orthopedic Surgeon Bristol, UK (1989-2007)
Co-founder of the "Combined Clinic between the Orthopaedic Department and the Department of Rheumatology, Bristol, UK

Degrees:
Doctor of Medicine 1988
Athens University
Medical Doctor (MD. Thesis) 1992
Bristol University
Clinical research on the "Characterization of the subsets of Osteoarthritis of the Hip".

Medical Society Memberships:
Member of the Royal College of Surgeons of Edinburgh
Member of the Hellenic Association of Orthopaedic Surgery and Traumatology
Sicot Ambassador

He has also served as:
President of the Hellenic Association of Orthopaedic Surgery and Traumatology
National delegate of Greece in SICOT (Societe Internationale de Chirugrgie Orhtopedique et de Traumatologie).
National Representative of the Hellenic Orthopedic Association in UEMS (Union of European Medical Specialties)
Member of the Editorial Board, Orthopaedics Today, Europe

Jean-Alain Epinette

Jean-Alain Epinette is an orthopedic surgeon from the north of France (Lille), specializing in reconstructive surgery of the hip and knee.
- For the past 25 years, he has been fully involved in scientific matters in orthopedics, particularly regarding hydroxyapatite-coated implants, unicompartmental knee arthroplasties, highly cross-linked polyethylene materials and results of the new generation of dual mobility hips.
- He is a member of all major international orthopedic scientific societies and former president of the French Hip and Knee Society (SFHG). In addition, he was president of the European Hip Society (2018-2021) and organized the EHS congress in Lille-France during the challenging period of the covid pandemic!
- Its second major activity concerns outcomes studies in orthopedics, including the development of the OrthoWave software suite, dedicated to the clinical evaluation of hip and knee prostheses, which currently offers a web-based online worldwide program in as a global cloud computing system.

Index of Speakers and Instructors

A

Antoniou John
Professor of Surgery, McGill University, Orthopaedic Surgeon, Jewish General Hospital, Montreal, Quebec, Canada

Argenson Jean-Noel
Professor and Chair of Orthopedic Surgery, The Institute for Locomotion, Aix-Marseille University, Marseille, France

B

Babis George
Professor and Chairman of Orthopaedics, 2nd Orthopaedic Department, Medical School, National and Kapodistrian University of Athens, Greece

Becker Roland
Head of the Department of Orthopaedics and Traumatology, Hospital Brandenburg Medical University "Theodor Fontane", Germany, ESKKA President

Bitounis Vasilios
M.D. Bristol, FRCS Ed-PhD Orthopaedic Surgery, Athens, Greece

Bodner Russell
Health System Clinician, Northwestern University, Chicago, Illinois, USA

Board Tim
Consultant Hip Surgeon, The Centre for Hip Surgery, Wrightington Hospital, Lancashire, UK

Brumby Scott
Orthopaedic Surgeon, Wakefield Orthopaedic Clinic, Adelaide, Australia

Buttaro Martin
Chief Surgeon, Hip Unit Vicechief of Department, "Carlos E. Ottolenghi" Institute of Orthopedics and Traumatology, Associate Professor, School of Medicine, Board Member of CONICET, Institute of Translational Medicine and Biomedical Engineering (IMTIB), Italian Hospital in Buenos Aires, Argentina

C

Chahine Assi
Clinical Professor of Orthopedic Surgery, Chairman, Department of Orthopaedic and Trauma Surgery, Lebanese American University Medical Center - Rizk Hospital, Beirut, Lebanon

Chan Lewis
Clinical Associate Professor, Department of Orthopaedics & Traumatology, School of Clinical Medicine, The University of Hong Kong, Hong Kong

Chalidis Vyron
Assistant Professor in Trauma and Orthopaedics, Hip and Knee Reconstructive Surgeon, Aristotle University of Thessaloniki, Greece

Chen Antonia
Chief of Arthroplasty and Joint Reconstruction, Brigham and Women's Hospital, Boston, MA, USA

Chronopoulos Efstathios
Consultant Orthopaedic Surgeon, Professor of Orthopaedics, National and Kapodistrian University of Athens, Director of the Laboratory for Research of Muscoloskeletal System, Athens, Greece

Index of Speakers and Instructors

Cobb Justin
Professor of Orthopaedics, Imperial College London, Consultant Orthopaedic Surgeon, Cleveland Clinic, London, UK

D

D' Amaro Federico
Consultant Orthopedic Surgeon, Hospital Humanitas San Pio X, Milan, Italy

Dailiana Zoe
Professor of Orthopaedic Surgery, Faculty of Medicine, University of Thessaly, Larissa, Greece, President of Hellenic Association of Orthopaedic Surgery and Traumatology (HAOST)

Dantas Pedro
Consultant Orthopaedic Surgeon, Head of the Hip & Pelvis Unit, Hospital Cuf Descobertas, Head of the Hip Unit, Hospital Curry Cabral, Lisbon, Portugal

Deren Matthew
Orthopaedic Surgeon, Cleveland Clinic, Cleveland, Ohio, USA

Drosos Georgios
Professor of Orthopaedics, Medical School, Democritus University of Thrace, Greece, Chairman, University Department of Orthopaedic Surgery, General Hospital of Alexandroupolis, Greece, President of Orhopaedic and Traumatology Association of Macedonia and Thrace

E

Ezechieli Marco
Associate Professor for Orthopaedics, Head of Department of Orthopaedics, Traumatology and Sports Traumatology, Vincenz Hospital Paderborn St. Josefs, Salzkotten, Germany

Epinette Jean-Alain
Orthopaedic Surgeon, Clinique Medico-Chirurgicale, Orthopaedic Department, Bruay Labuissière, France

F

Farrington Bill
Consultant Orthopaedic Surgeon, North Shore Hospital, Auckland, New Zealand

Flecher Xavier
Orthopaedic Surgeon, Chief Department of Orthopedic and Trauma Hôpital Nord, Marseille, Institute for Motion and Locomotion, Aix Marseille University, France

G

Garcia-Rey Eduardo
Consultant Orthopaedic Surgeon, La Paz University Hospital, Madrid, Spain

Gikas Panos
Consultant Orthopaedic Surgeon, Royal, National Orthopaedic Hospital, London, UK

Goodman Stuart
Robert L. and Mary Ellenburg Professor of Surgery, Professor, Department of Orthopaedic Surgery and (by courtesy) Bioengineering, Stanford University Medical Center Outpatient Center, Redwood City, CA, USA

Goto Koji
Professor and Chairman, Department of Orthopaedic Surgery, Kindai University, Osaka, Japan

Grammatopoulos George
Associate Professor, University of Ottawa, Staff Orthopaedic Surgeon, The Ottawa Hospital, Ontario, Canada

10TH MASTERCLASS IN ARTHROPLASTY SURGERY THESSALONIKI
Current concepts in
Advanced Arthroplasty Surgery
15-17 December 2023
Porto Palace Hotel THESSALONIKI
MAST 10

Index of Speakers and Instructors

H

Haddad Fares
Professor of Orthopaedic and Sports Surgery, Consultant Orthopaedic Surgeon, Divisional Clinical Director – Surgical Specialties, Director – Institute of Sport, Exercise & Health, University College Hospital, London, UK

Hiroshi Fujita
Director of Center for Hip Arthroplasty, Senshunkai Hospital, Kyoto, Japan

Howell Stephen
Professor of Biomedical Engineering University of California, Davis Orthopedic Surgeon Adventist Health, Lodi Memorial, USA

Hozack William
Walter Annenberg Professor of Orthopedics, Sidney Kimmel Medical School, Thomas Jefferson University Rothman Orthopedics, Philadelphia, PA, USA

Huddleston James
Professor of Orthopaedic Surgery, Division Director, Adult Reconstruction, Department of Orthopaedic Surgery, Stanford, CA, USA

K

Karachalios Theofilos
Professor and Chairman in Orthopaedics, Dean, Faculty of Medicine University of Thessaly, Greece

Karasavvidis Theofilos
Clinical Research Fellow, Hospital for Special Surgery, New York City, NY, USA

Kateros Konstantinos
Orthopaedic Surgeon, Director of 1st Orthopaedic Department, G. Gennimatas General Hospital, Athens, Greece

Kenanidis Efstathios
Assistant Professor of Orthopaedic Surgery, Aristotle University of Thessaloniki, Academic Orthopaedic Department, Papageorgiou General Hospital, Thessaloniki, Greece

Khanduja Vikas
Consultant Orthopaedic Surgeon & Research Lead (Elective), Addenbrooke's Hospital, Cambridge Affiliate Associate Professor, University of Cambridge, 2021 Royal College of Surgeons Hunterian Professor, UK

Koraki Eleni
Consultant Anesthesiologist, Chair, Department of Anesthesiology, Papageorgiou General Hospital, Thessaloniki, Greece

Kouyoumdjian Pascal
Professor and Chairman of Orthopaedic Surgery, Head of Department Orthopaedic, Trauma, and Spine Surgery, CHU Caremeau - Nimes, France

L

Lilikakis Anastasios
Consultant Orthopaedic Surgeon, Euroclinic Hospital, Athens, Greece

Index of Speakers and Instructors

Lombardi Adolph
President, JIS Orthopaedics, New Albany, Ohio USA, Vice President, White Fence Surgical Suites, President of Medical Staff Services, Mount Carmel New Albany, Clinical Assistant Professor, Department of Orthopaedics, The Ohio State University College of Medicine, Columbus, Ohio, USA

Long William
Clinical Associate Professor Weil, Cornell Medical College, Attending Orthopaedic Surgeon Hospital for Special Surgery, New York, NY, USA

Loppini Mattia
Associate Professor, Consultant Orthopaedic Surgeon, Humanitas University, Humanitas Research Hospital, Milan, Italy

Lustig Sebastien
Chair of the Arthritis and Joint Replacement Department, Lyon North University Hospital, Hospices Civils de Lyon, France

M

Macaulay William
Chief, Division of Adult Reconstruction The William and Susan Jaffe Professor of Orthopaedic Surgery, Medical Director, International Patient Services NYU Langone Health, NY, USA

Marin Pena Oliver
Orthopaedic Surgery & Traumatology, Senior Consultant, Hip-Knee Unit, Hospital Universitario Infanta Leonor, Madrid, Spain

Maslaris Alexander
Consultant Orthopaedic Surgeon, Alfried-Krupp Hospital Essen, Germany

Matziolis George
Head of the Orthopaedic Department, University Hospital Jena, Germany

Mavrogenis Andreas
Professor in Orthopaedics, National and Kapodistrian University of Athens, School of Medicine, Athens, Greece

Maziar Mohaddes
Associate Professor, Orthopaedic Surgeon, Sahlgrenska University Hospital and Hässleholm Hospital, Sweden

Megaloikonomos Panayiotis
Complex Hip & Knee Reconstruction Fellow, Department of Orthopaedics, University of British Columbia, Vancouver, BC, Canada

Michail Konstantinos
Senior Consultant Orthopaedic and Trauma Surgeon, University Orthopaedic Department, Papageorgiou University Hospital, Thessaloniki, Greece

N

Nasser Rima
MSK lab Imperial College of London, UK, Assistant Professor of Orthopaedic Surgery, Lebanese American University

Nikolaou Vasileios
Associate Professor of Orthopaedics School of Medicine, National & Kapodistrian University of Athens, Greece

10TH MASTERCLASS IN ARTHROPLASTY SURGERY THESSALONIKI
Current concepts in
Advanced Arthroplasty Surgery
15-17 December 2023
Porto Palace Hotel THESSALONIKI
MAST 10

Index of Speakers and Instructors

Noor Syed Shahid
Professor and Head of Orthopaedic Department, Liaquat National Hospital and Medical College, President, Asia Pacific Hip Society, Founder President, Pakistan Arthroplasty Society, Founder Director, Pakistan National Joint Registry, Director, Hip and Knee Arthroplasty Fellowship at LNH & MC

P

Papadakis Stamatios
Orthopaedic Surgeon - Traumatologist, Head of 2nd Orthopaedic Department, KAT General Hospital of Athens, Greece

Papagelopoulos Panayiotis
Professor and Chairman, 1st Department of Orthopaedic Surgery, National and Kapodistrian University of Athens, Attikon University General Hospital, Athens, Greece

Papavasileiou Athanasios
Consultant Orthopaedic Surgeon Interbalkan Medical Center, Thessaloniki, Hygeia Hospital, Athens Greece

Papavasileiou Kyriakos
Sr. Consultant Sarcoma & Orthopaedic Surgeon, Academic Orthopaedic Unit, Papageorgiou General Hospital of Thessaloniki, Greece

Parvizi Javad
Professor, Acibadem University, Istanbul, Founder and CEO, Parvizi Surgical Innovation, USA, Co-Founder, International Joint Center, Istanbul, Emeritus Professor, Sidney Kimmel School of Medicine, Philadelphia, USA

Pidgaiska Olga
Senior Consultant Orthopaedic Surgeon, Sytenko Institute of Spine and Joint Pathology, Kharkiv, Ukraine

Poultsides Lazaros
Assistant Professor of Orthopaedic Surgery, Aristotle University of Thessaloniki, Papageorgiou General Hospital, Thessaloniki, Greece

Powell James
Orthopaedic Surgeon, Clinical Professor of Surgery, Cumming School of Medicine, Canada

R

Reina Nicolas
Orthopaedic Surgeon, Hopital Pierre Paul Riquet, CHU Toulouse, France

Rozell Joshua
Assistant Professor of Orthopaedic Surgery, NYU Langone Health, New York, USA

S

Schreurs William
Professor on behalf of the Dutch Arthroplasty Registry, Radboud University Nijmegen, the Netherlands

Schwarzkopf Ran
Professor of Orthopaedic Surgery, Associate Chief Division of Adult Reconstruction, Director of Adult Reconstruction Research Center, Associate Director Orthopaedic Residency Program, Department of Orthopaedic Surgery, NYU Langone Orthopaedic Hospital, New York, USA

Sculco Peter
Associate Attending Orthopaedic Surgeon, Hospital for Special Surgery, New York, USA

Surace Peter A.
Associate Professor of Orthopaedic Surgery, Cleveland Clinic Hospital, Ohio, USA

Index of Speakers and Instructors

T

Tandogan Reha
Senior Surgeon, Cankaya Orthopaedics Chair, Department of Orthopaedics, Halic University, Chairman, European Knee Associates (ESSKA), Associate Editor, KSSTA Journal

Tatani Irini
Assistant Professor in Orthopaedics, Patras University Hospital, Greece

Thorey Fritz
Professor and Chairman of Orthopaedic Surgery, ATOS Hospital Heidelberg, Heidelberg, Germany

Tilkeridis Konstantinos
Assistant Professor in Orthopaedics and Traumatology, Democritus University of Thrace, Alexandroupolis, Greece

Topalis Christos
Orthopaedic Surgeon, Academic Associate, Medical School Aristotle University of Thessaloniki, Greece

Tosounidis Theodoros
Associate Professor of Orthopaedic Surgery, Medical School, University of Crete, Greece

Trebse Rihard
Consultant Orthopaedic Surgeon, Head of Service for Bone Infection, Valdoltra Orthopaedic Hospital, Ankaran, Slovenia

Tremmas Ioannis
Consultant Orthopaedic Surgeon, University Orthopaedic Department, Papageorgiou University Hospital, Thessaloniki, Greece

Tsiridis Eleftherios
EHS President, Vice President Hellenic Association of Orthopaedic and Trauma Surgery, Professor and Chairman of Orthopaedic Surgery, Papageorgiou General Hospital, Aristotle University of Thessaloniki, Thessaloniki, Greece

V

Vendittoli Pascal-Andre
Professor of Surgery, University de Montreal, in Practice at Duval Clinic, Montreal, Quebec, Canada

Vigdorchik Jonathan
Associate Professor of Orthopaedic Surgery, Adult Reconstruction and Joint Replacement, Hospital for Special Surgery, New York, USA

Visser Jetze
Orthopedic Surgeon, Radboudumc, Nijmegen, The Netherlands

Z

Zagra Luigi
Head of the Hip Surgery Unit, IRCCS Galeazzi Orthopaedic Institute, Milan, Italy

Zakareya Gamie
Post CCT fellow in T&O Surgery, Interbalkan European Medical Center, Thessaloniki, Greece

10TH MASTERCLASS IN ARTHROPLASTY SURGERY THESSALONIKI
Current concepts in
Advanced Arthroplasty Surgery
15-17 December 2023
Porto Palace Hotel THESSALONIKI
10 MAST

General Information

MASTERCLASS DATES

December 15th – 17th 2023

OFFICIAL LANGUAGE

English will be the official language of the Masterclass and no simultaneous translation will be provided.

E-PLATFORM FOR ONLINE ATTENDANCE

All online participation delegates will have at their disposal an e-platform offering the maximum possible interactivity which will facilitate participation to the congress and communication with other delegates as well as exhibitors.

CONGRESS BADGE

It is mandatory for the delegates to show their congress badge at the entrance of the congress hall in order to have their attendance time for each session registered. Delegates registered for on line participation will receive their e-badge and their log in details by e-mail.

CME ACCREDITATION

The 10th Masterclass has been granted **19** European CME credits (ECMEC®s) by the European Accreditation Council for Continuing Medical Education (EACCME®).

CERTIFICATE OF ATTENDANCE

According to the European Accreditation Council for Continuing Medical Education (EACCME®), each medical specialist should claim only those credits that he/she actually spent in the educational activity. Certificates will be provided after the completion of the Scientific Program.

EXHIBITION

There will be an exhibition of medical equipment and pharmaceutical products at the Congress Venue. There will also be a parallel e-exhibition at the e-platform for the online registration delegates.

PRESENTATIONS

Available visual equipment for all presentations will be through power point presentation. Presentations must be sent by e-mail at the technical secretariat. The use of personal computers will not be feasible.

General Information

REGISTRATION

The congress will be held in hybrid form featuring in person physical attendance or online participation.

Registration Type	Cost
Specialists	220 €
Residents	110 € *
Physiotherapists	70 € *
Nurses	Free *
Undergraduate Students	Free *

Registration fees for in person physical attendance include:

- Admission to the scientific sessions
- Admission to the exhibition area
- Certificate of attendance

Registration fees for online attendance include:

- Admission to all sessions on the e-platform
- e-Certificate of attendance

**For final confirmation of your registration, proof of status must be submitted to the Congress Organizing Secretariat for the following categories: Residents, Physiotherapists, Nurses, Undergraduate Students*

Above rates include VAT 24%

Hands On Workshops	Cost
Exeter Hip	50 €
Primary Knee	50 €
Revision Hip	50 €
Revision Knee	50 €

In order to participate to the Workshops each participant must first proceed with a registration. Participants who will register to three workshops are able to participate to the 4th workshop for free.

Masterclass Secretariat

Global Events makes the difference! Conference & Event Management
www.globalevents.gr

THESSALONIKI: 50A Stadiou Str., 55535 Pylea, Thessaloniki,
T +30 2310 247743, **E** info@globalevents.gr

ATHENS: 2 Valestra str. & 168 A. Syngrou Av., 17671 Kallithea, Athens, Greece, **T** +30 210 3250260, **E** athens@globalevents.gr

Satellite Lectures

Satellite Lectures

Saturday, December **16th** 2023

Athens time

14.45-15.15 SATELLITE LECTURE

The next chapter of Robotic Knee Arthroplasty: Triathlon and Mako Total Knee 2.0
Reha Tandogan, Turkey

Sponsored by stryker | Rontis Driven by innovation

15.15-15.45 SATELLITE LECTURE

15:15 What are the challenges of TKA?
Eleftherios Tsiridis, Greece

15:20 How do novel technologies work together to optimize patient pathway?
Federico D' Amario, Italy

15:30 My ROSA® Knee user experience and clinical outcomes after 500 procedures
Eleftherios Tsiridis, Greece

15:40 Q&A

15:45 Closure

Sponsored by ZIMMER BIOMET Moving You Forward.

Heraeus Medical

COPAL® G+C

KNOW YOUR PATIENT –
AND REDUCE PJI RISK

IMPROVED OUTCOMES IN HIGH RISK PATIENTS[1]

Using dual antibiotic-loaded bone cement as part of set of measures[2] in a risk adaptive approach
- Elective primary hip and knee arthroplasty[3]
- Trauma (FNOF)[4]
- Aseptic revision TKA[5]

www.heraeus-medical.com

11953 GR

1. Berberich CE, Josse J, Laurent F, Ferry T. Dual antibiotic loaded bone cement in patients at high infection risks in arthroplasty: Rationale of use for prophylaxis and scientific evidence. World J Orthop. 2021;12(3):119-128. doi:10.5312/wjo.v12.i3.119 | 2. Parvizi J, Shohat N, Gehrke T. Prevention of periprosthetic joint infection: new guidelines. Bone Joint J. 2017;99-B(4 Supple B): 3-10. doi:10.1302/0301-620X.99B4.BJJ-2016-1212.R1 | 3. Sanz-Ruiz P, Berberich C. Infection Risk-Adjusted Antibiotic Prophylaxis Strategies in Arthroplasty: Short Review of Evidence and Experiences of a Tertiary Center in Spain. Orthop Res Rev. 2020;12:89-96. doi:10.2147/ORR.S256211 | 4. Sprowson AP, Jensen C, Chambers S, et al. The use of high-dose dual-impregnated antibiotic-laden cement with hemiarthroplasty for the treatment of a fracture of the hip: The Fractured Hip Infection trial. Bone Joint J. 2016;98-B(11):1534-1541. doi:10.1302/0301-620X.98B11.34693 | 5. Sanz-Ruiz P, Matas-Diez JA, Villanueva-Martinez M, Santos-Vaquinha Blanco AD, Vaquero J. Is Dual Antibiotic-Loaded Bone Cement More Effective and Cost-Efficient Than a Single Antibiotic-Loaded Bone Cement to Reduce the Risk of Prosthetic Joint Infection in Aseptic Revision Knee Arthroplasty? J Arthroplasty. 2020;35(12):3724-3729. doi:10.1016/j.arth.2020.06.045

implantcast

MUTARS®

GenuX® MK with EPORE® defect filler



implantcast HELLAS

Πύρρωνος 69-71 , 163 41 , Ηλιούπολη
Τηλ . 210-9911428 , email: info@implantcast.gr
www.implantcast.de

UNITED ORTHOPEDIC®

U2™ Knee PS CR
Total Knee System

BIOLOX® OPTION
Femoral Head System

U2 MB™ Knee
Mobile Bearing

U-Motion II™ Cup
Acetabular Hip System

U2 PSA™ Knee
Revision Knee System

U2 Knee AiO™
All-in-One Sizing and Resection Block

UTF™ Reduced Stem
U2™ Hip Stem
UCP™ Stem
U2™ Hip Stem

Each Step We Care

PETSIAVAS

A NAME, A HISTORY, A FUTURE.

Αγ . Αναργύρων 21, Ν. Κηφισιά,
14564 ΑΘΗΝΑ
T: 210 6202301, Φ: 210 8077079
E: info@petsiavas.gr

Αθηνάς 15, Ιωνία,
57008 ΘΕΣΣΑΛΟΝΙΚΗ
T: 2310 722600, Φ: 2310 722669

http:// www.petsiavas.gr/

SUPLASYN®

Στείρο διάλυμα υαλουρονικού νατρίου

Ολοκληρωμένη σειρά προϊόντων για την Οστεοαρθρίτιδα

ΙΔΙΟΤΗΤΕΣ: Το υαλουρονικό οξύ είναι το πρωτότυπο ενός ευρέως φάσματος βιοπολυμερών σακχάρων (γλυκοζαμινογλυκάνες ή βλεννοπολυσακχαρίτες, που αποτελούν σημαντικό δομικό εξω-κυτταρικών ιστών, συμπεριλαμβανομένων του χόνδρου και του αθρικού υγρού. Η δραστική ουσία του SUPLASYN® είναι το υαλουρονικό οξύ συγκεκριμένου μήκους μοριακής αλυσίδας υψηλής καθαρότητας. Η εισαγωγή SUPLASYN® στον αρθρικό χώρο βοηθά στην αποκατάστασης της άρθρωσης μετά από αρθροκέντηση. **ΕΝΔΕΙΞΕΙΣ:** Το SUPLASYN® και το SUPLASYN® 1-SHOT ενδείκνυνται για τη συμπτωματική θεραπεία της οστεοαρθρίτιδας. Το SUPLASYN® έχει ευεργετική δράση στην οστεοαρθρίτιδα για την αντιμετώπιση του πόνου και τη βελτίωση της φυσιολογικής λειτουργίας της άρθρωσης. Μπορούν να χορηγηθούν σε περισσότερες από μία αρθρώσεις ταυτόχρονα. **ΔΟΣΟΛΟΓΙΑ ΚΑΙ ΧΟΡΗΓΗΣΗ:** Μέχρι 6 ml μπορεί να χορηγηθούν σε ασθενείς ενδοαρθρικά αναλόγως του μεγέθους της άρθρωσης. **SUPLASYN®**: Το συνιστώμενο δοσολογικό σχήμα είναι 1 ένεση ανά εβδομάδα για 3 εβδομάδες, αλλά μπορεί να χορηγηθούν έως 6 ενέσεις, αναλόγως της κατάστασης του ασθενούς. **SUPLASYN® 1-SHOT:** Προορίζεται για μία χορήγηση μόνο. Χρησιμοποιήστε αυστηρώς στείρα τεχνική. Περισσότερες από μία αθρώσεις μπορούν να λάβουν θεραπεία ταυτόχρονα. Απορρίψτε τον όγκο διαλύματος της προγεμισμένης σύριγγας που δεν έχει χρησιμοποιηθεί. Για να χρησιμοποιήσετε την προγεμισμένη σύριγγα αφαιρέστε το πώμα ασφαλείας τύπου Luer Lock, συνδέστε μία κατάλληλη βελόνη συνιστάται μέγεθος (21-25G αναλόγως της άρθρωσης) και στερεώστε την περιστρέφοντας ελαφρά. Η ΔΙΑΒΑΘΜΙΣΗ ΣΤΗΝ ΕΤΙΚΕΤΑ ΤΩΝ ΣΥΡΙΓΓΩΝ ΧΡΗΣΙΜΟΠΟΙΗΤΑΙ ΜΟΝΟ ΩΣ ΟΔΗΓΟΣ. **ΑΝΤΕΝΔΕΙΞΕΙΣ/ΠΡΟΦΥΛΑΞΕΙΣ:** Να μη χορηγείται σε ασθενείς με γνωστές αντιδράσεις υπερευαισθησίας. **Να λαμβάνετε υπόψη σας τις συνήθεις αντενδείξεις και προφυλάξεις των ενδοαρθρικών ενέσεων.** Να μη χορηγείται ενδοαγγειακά. Το SUPLASYN® δεν πρέπει να χρησιμοποιείται σε ασθενείς που παρουσιάζουν φλεγμονή/ερεθισμό στην άρθρωση, καθώς ανεπιθύμητες ενέργειες συμβαίνουν συχνότερα σε ασθενείς με υπάρχουσα φλεγμονή/ερεθισμό στην άρθρωση. Δε συνιστάται η χορήγηση θεραπείας SUPLASYN σε παιδιά, εγκύους και θηλάζουσες γυναίκες, λόγω έλλειψης κλινικών δεδομένων για τη χορήγηση Υαλουρονικού Οξέως σε αυτές τις ομάδες ασθενών. Ο ασθενής θα πρέπει να αναπαυθεί 24-48 ώρες **μετά την ενδοαρθρική ένεση και να αποφεύγει κάθε επίπονη δραστηριότητα καθ' όλη τη διάρκεια της θεραπείας.** Μετά την ενδοαρθρική χορήγηση ενδέχεται να εκδηλωθεί παροδικός πόνος μικρής διάρκειας. Η προσβεβλημένη άρθρωση μπορεί να παρουσιάσει μια ήπια τοπική αντίδραση όπως πόνο, αίσθημα θερμότητας, υπερθερμία, ερυθρότητα, εξίδρωμα, ερεθισμό και οίδημα/ φλεγμονή. Αν αυτά τα συμπτώματα εμφανιστούν συνιστάται η ανάπαυση της προσβεβλημένης άρθρωσης και τοπική εναπόθεση πάγου. Αυτά τα συμπτώματα υποχωρούν εντός ημερών στην πλειονότητα των ασθενών. Σε μερικές περιπτώσεις, οι ήπιες, τοπικές αντιδράσεις όπως ο πόνος, ο ερεθισμός, το εξίδρωμα και το οίδημα / φλεγμονή της άρθρωσης μπορούν να ενισχυθούν σημαντικά, αλλά και σε σοβαρό βαθμό, με τη μορφή υπερευαισθησίας. Σε αυτές τις περιπτώσεις, η θεραπευτική επέμβαση είναι απαραίτητη, π.χ. αναρρόφηση του αρθρικού υγρού. Οι τοπικές ανεπιθύμητες ενέργειες μπορεί να συνοδεύονται και από συστημικές αντιδράσεις όπως πυρετό, ρίγη ή καρδιαγγειακές αντιδράσεις και σε εξαιρετικά σπάνιες περιπτώσεις, αναφυλακτικές αντιδράσεις. Σε εξαιρετικά σπάνιες περιπτώσεις, έχουν αναφερθεί εξάνθημα/κνησμός, κνίδωση, αθροθυλακίτιδα και πτώση της αρτηριακής πίεσης κατόπιν χορήγησης SUPLASYN®. Να διακόπτεται η χορήγηση αν εμφανιστούν ανεπιθύμητες ενέργειες. Αποφύγετε τη χρήση του Suplasyn® με αποστειρωτικούς ή απολυμαντικούς παράγοντες που περιέχουν διαλύματα αλάτων τεταρτοταγούς αμμωνίου. **ΠΡΟΕΙΔΟΠΟΙΗΣΗ: ΝΑ ΦΥΛΑΣΣΕΤΑΙ ΜΑΚΡΙΑ ΑΠΟ ΤΑ ΠΑΙΔΙΑ.** ΝΑ ΜΗ ΧΡΗΣΙΜΟΠΟΙΗΘΕΙ ΑΝ Η ΣΥΣΚΕΥΑΣΙΑ BLISTER ΕΧΕΙ ΥΠΟΣΤΕΙ ΑΛΛΟΙΩΣΕΙΣ. ΝΑ ΧΡΗΣΙΜΟΠΟΙΕΙΤΑΙ ΑΠΟΚΛΕΙΣΤΙΚΑ ΑΠΟ ΙΑΤΡΟ. ΜΟΝΟ ΓΙΑ ΜΙΑ ΧΡΗΣΗ. ΠΕΤΑΞΤΕ ΚΑΘΕ ΥΠΟΛΕΙΠΟΜΕΝΟ ΟΓΚΟ ΔΙΑΛΥΜΑΤΟΣ ΤΟΥ ΠΡΟΙΟΝΤΟΣ. Η ΠΟΛΛΑΠΛΗ ΧΡΗΣΗ ΜΠΟΡΕΙ ΝΑ ΠΡΟΚΑΛΕΣΕΙ ΚΙΝΔΥΝΟ ΕΠΙΜΟΛΥΝΣΗΣ ΚΑΙ/Η ΛΟΙΜΩΞΗ Ή ΔΙΑΣΤΑΥΡΟΥΜΕΝΗ ΛΟΙΜΩΞΗ ΤΟΥ ΑΣΘΕΝΟΥΣ. **ΣΥΣΚΕΥΑΣΙΑ:** Διατίθεται σε σύριγγες των 2ml και των 6ml σε μεμονωμένες συσκευασίες. **ΦΥΛΑΞΗ:** Να φυλάσσεται σε θερμοκρασία μεταξύ 4°C και 25°C. ΝΑ ΜΗ ΚΑΤΑΨΥΧΕΤΑΙ. ΠΡΙΝ ΧΟΡΗΓΗΘΕΙ Η ΕΝΕΣΗ ΘΑ ΠΡΕΠΕΙ ΤΟ ΣΚΕΥΑΣΜΑ ΝΑ ΕΙΝΑΙ ΣΕ ΘΕΡΜΟΚΡΑΣΙΑ ΔΩΜΑΤΙΟΥ. Ημερομηνία προετοιμασίας: Ιανουάριος 2017. Αναθεωρήθηκε: Οκτώβριος 2020.

VIATRIS

Για περισσότερες πληροφορίες ανατρέξτε στο Φύλλο Οδηγιών Χρήσης ή απευθυνθείτε στην εταιρεία:

MEDA Pharmaceuticals AE
Αγ. Δημητρίου 63, 17456 Άλιμος
ΑΡ. Γ.Ε.ΜΗ 6217201000, Τηλ: 210 9891777

Οι χρήστες ιατροτεχνολογικών προϊόντων (επαγγελματίες υγείας) αλλά και οι ασθενείς – καταναλωτές μπορούν να αναφέρουν όλα τα σοβαρά περιστατικά τα οποία υπέπεσαν στην αντίληψή τους συμπληρώνοντας στην ελληνική γλώσσα την ειδική κάρτα αναφοράς περιστατικών χρηστών ιατροτεχνολογικών προϊόντων (**ΛΕΥΚΗ ΚΑΡΤΑ**), την οποία μπορούν να προμηθευτούν από το διαδικτυακό τόπο του ΕΟΦ **www.eof.gr**.

SUP-2023-0003-MAR23

ATHENS MEDICAL GROUP

www.athensmedicalgroup.com | www.iatriko.gr

ATHENS MEDICAL CENTER S.A. / Business Registry No 000356301000 / 5-7 Distomou str. Marousi / 51 25

stryker

Know more.
Cut less.

Know how some things are simply better together? Like the knowledge that comes from a CT-based plan that captures each patient's unique anatomy, and Know how some things are simply better together? Like the knowledge that comes from a CT-based plan that captures each patient's unique anatomy, and Mako's AccuStop™ haptic technology, which helps you use this knowledge to precisely and accurately cut what you've planned.[1,2,3]

So you know more and cut less.[4,5,6,7*]

That's Mako. SmartRobotics™.

Distributed in
Greece & Cyprus by:

Rontis®
Driven by innovation

Rontis Hellas AEBE
38 Sorou Street, 15125 Marousi, Greece
T.: (0030) 210 6109090
Email: infohellas@rontis.com, www.rontis.com

Visit makosmartrobotics.com to learn more.

References
* For the Mako Total Knee application, "cut less" refers to less soft tissue damage and greater bone preservation as compared to manual surgery.4,7
1. Anthony I, Bell SW, Blyth M, Jones B et al. Improved accuracy of component positioning with robotic-assisted unicompartmental knee arthroplasty. J Bone Joint Surg Am. 2016;98-A(8):627-35. // 2. Illgen, R, Bukowski, B, Abiola, R, Anderson, P, Chughtai, M, Khlopas, A, Mont, M. Robotic-assisted total hip arthroplasty: Outcomes at minimum two year follow up. Surgical Technology International. 2017 July 28; 30:365-372. // 3. Mahoney O, Kinsey T, Mont M, Hozack W, Orozco F, Chen A. Can computer generated 3D bone models improve the accuracy of total knee component placement compared to manual instrumentation: a prospective multi-center evaluation? International Society for Technology in Arthroplasty 32nd Annual Congress. Toronto, Canada. October 2-5, 2019. // 4. Suarez-Ahedo, C; Gui, C; Martin, T; Chandrasekaran, S; Domb, B. Robotic arm assisted total hip arthroplasty results in smaller acetabular cup size in relation to the femoral head size: A Matched-Pair Controlled Study. Hip Int. 2017; 27 (2): 147-152. // 5. Haddad, F.S, et al. Iatrogenic Bone and Soft Tissue Trauma in Robotic-Arm Assisted Total Knee Arthroplasty Compared With Conventional Jig-Based Total Knee Arthroplasty: A Prospective Cohort Study and Validation of a New Classification System. J Arthroplasty. 2018 Aug;33(8):2496-2501. Epub 2018 Mar 27. // 6. Hozack, W, Chen, A, Khlopas, A, Mahoney, O, Mont, M, Murray, T, Orozco, F, Higuera Rueda, C, Stearns, K. Multicenter Analysis of Outcomes after Robotic-Arm Assisted Total Knee Arthroplasty. American Academy of Orthopedic Surgeons Annual Meeting. Las Vegas, NV. March 12-16, 2019. // 7. Banks, Scott A, PhD. Haptic Robotics Enable a Systems Approach to Design of a Minimally Invasive Modular Knee Arthroplasty. Am J Orthop. 2009;38(2 suppl):23-27. February 2009.

A surgeon must always rely on his or her own professional clinical judgment when deciding whether to use a particular product when treating a particular patient. Stryker does not dispense medical advice and recommends that surgeons be trained in the use of any particular product before using it in surgery. The information presented is intended to demonstrate the breadth of Stryker's product offerings. A surgeon must always refer to the package insert, product label and/or instructions for use before using any of Stryker's products.

Products may not be available in all markets because product availability is subject to the regulatory and/or medical practices in individual markets. Please contact your sales representative if you have questions about the availability of products in your area. Stryker Corporation or its divisions or other corporate affiliated entities own, use or have applied for the following trademarks or service marks: AccuStop, Mako, SmartRobotics, Stryker. All other trademarks are trademarks of their respective owners or holders.

MKOSYM-AD-9_22370 // Copyright © 2019 Stryker

50%

Of all total knee replacements are estimated to be performed robotically by the year 2030.[1]

ARE YOU READY TO MEET THE DEMAND?

ROSA® Knee

References: 1. Hazan, A., Perse, J., & Coover, P. (2019). The Future of Medical Robotics: A Deep Dive into the Procedures, Technologies & Companies Shaping the Revolution (2nd ed., Medical Devices, pp. 1-180, Rep.). Citi Research. All content herein is protected by copyright, trademarks and other intellectual property rights, as applicable, owned by or licensed to Zimmer Biomet or its affiliates unless otherwise indicated, and must not be redistributed, duplicated or disclosed, in whole or in part, without the express written consent of Zimmer Biomet. This material is intended for health care professionals. Distribution to any other recipient is prohibited. For indications, contraindications, warnings, precautions, potential adverse effects and patient counselling information, see the package insert or contact your local representative; visit www.zimmerbiomet.com for additional product information. Check for country product clearances and reference product specific instructions for use. Not for distribution in France.
© 2020 Zimmer Biomet

ZIMMER BIOMET

ADVANCED SURGICAL SOLUTIONS

ARTHROSIS
MEDICAL DEVICES SUPPLIER
www.arthrosis.gr; info@arthrosis.gr

Mistral Medical
Laboratory

stryker

Triathlon®

Designed to work with the body.

Studies have consistently shown Triathlon & the single radius provide:

- Stability [1-3]
- Satisfaction [4]
- Survivorship [4-7]

Distributed in
Greece & Cyprus by:

Rontis®
Driven by innovation

Rontis Hellas AEBE
38 Sorou Street, 15125 Marousi, Greece
T.: (0030) 210 6109090
Email: infohellas@rontis.com, www.rontis.com

References
1. Larsen et al. Single-Radius Total Knee Implant Outperforms Multi-Radius Design in Level Walking Kinematics and Kinetics. ISTA 2013 Meeting. Poster 2289.
2. Cook L, Klika A, Szubski C, Rosneck J, Molloy R, Barsoum W. Functional Outcomes Used to Compare Single Radius and Multiradius of Curvature Designs in Total Knee Arthroplasty J Knee Surg 2012;25:249–254.
3. Shimizu N, et al, In Vivo Movement of Femoral Flexion Axis of a Single-Radius Total Knee Arthroplasty, J Arthroplasty (2014)
4. Scott C et al. Five-year survivorship and patient-reported outcome of the Triathlon single-radius total knee arthroplasty. Knee Surg Sports Traumatol Arthrosc. Published online 13 March 2014.
5. Harwin SF, Issa K, Given K, Hitt KD, Greene KA, Pivec R, Kester M, Mont MA. Clinical and Patient-reported Outcomes of Primary TKA With a Single-radius Design. Orthopedics. 2013 Jul 1;36(7) e877-882.
6. National Joint Registry for England, Wales and Northern Ireland. 10th Annual Report 2013. Excerpt from Table 3.21 Kaplan-Meier estimated cumulative percentage probability of first revision (95% CI) of a primar y total knee replacement by main type of implant brand at the indicated number of years after primary operation. Page 174.
7. Australian Orthopedic Association Joint Replacement Registry Annual Report 2013. Excerpt from Table KT1: Ten Most Used Femoral Prostheses in Primary Total Knee Replacement. Page 124.

A surgeon must always rely on his or her own professional clinical judgment when deciding whether to use a particular product when treating a particular patient. Stryker does not dispense medical advice and recommends that surgeons be trained in the use of any particular product before using it in surgery.
The information presented is intended to demonstrate the breadth of Stryker's product offerings. A surgeon must always refer to the package insert, product label and/or instructions for use before using any of Stryker's products. The products depicted are CE marked according to the Medical Device Directive 93/42/EEC. Products may not be available in all markets because product availability is subject to the regulatory and/or medical practices in individual markets. Please contact your sales representative if you have questions about the availability of products in your area.
Stryker Corporation or its divisions or other corporate affiliated en tities own, use or have applied for the following trademarks or service marks: Stryker, Triathlon. All other trademarks are trademarks of their respective owners or holders. // TRIATH-POS-16_Rev-1_10186

SHAPE MATTERS

Achieve Both

Proper Rotation

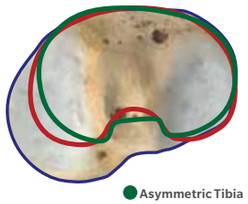

Persona®
THE PERSONALIZED KNEE

Maximum Coverage

The shape of other tibias impose a choice between proper rotation and bone coverage. This leads to variability in rotational alignment. This is important, because several studies have shown a correlation between mal-rotation and anterior knee pain.[1–4]

Mal-rotation of implants may lead to over **50% of painful TKA cases.**[5]

Anatomic shape of the Persona Tibia is designed to achieve proper rotation and optimal coverage, resulting in:

Statistically significant **decrease in anterior knee pain** *in vivo*[7]

92%
bone coverage[6]

Statistically significant improvement in medial plateau fit for Asian populations[8]

Lower incidence of downsizing[6]

3% anatomic **vs.** **50%** non-anatomic

To learn more visit zimmerbiomet.com.

1. Nicoll, D. and Rowley, DI. Internal rotational error of the tibial component is a major cause of pain after total knee replacement. *Journal of Bone and Joint Surgery* (British) 92-B:1238-44; 2010. 2. Barrack, Robert L., *et al.* Component Rotation and Anterior Knee Pain After Total Knee Arthroplasty. Clinical Orthopaedics and Related Research. Number 392, pages 46–55. 3. Matsuda, *et al.* Effect of femoral and tibial component position on patellar tracking following total knee arthoplasty. *American Journal of Knee Surgery.* 14:152-156; 2001. 4. Bedard, M. *et al.* Internal rotation of the tibial component is frequent in stiff total knee arthroplasty. Clinical Orthopaedics and Related Research, Vol. 469, no. 8, pages 2346–2355; 2011. 5. Martin, *et al.* Maximizing Tibial Coverage Is Detrimental to Proper Rotational Alignment, CORR January 2014. 6. Dai, Y., *et al.* Anatomical Tibial Component Design Can Increase Tibial Coverage and Rotational Alignment Accuracy: A Comparison of Six Contemporary Designs. Knee Surg Sports Traumatol Arthrosc. 22:2911–2923; KSSTA 2014. 7. Indelli, *et al.* Relationship between Tibial Baseplate Design and Rotational Alignment Landmarks in Primary Total Knee Arthroplasty. Hindawi Publishing Corporation Arthritis. Volume 2015, Article ID 189294, 8 pages. 8. Jin, C., *et al.* How Much Does the Anatomical Tibial Component Improve the Bony Coverage in Total Knee Arthroplasty? *The Journal of Arthroplasty.* In Press 2017. Online http://dx.doi.org/10.1016/j.arth.2016.12.041.

All content herein is protected by copyright, trademarks and other intellectual property rights owned by or licensed to Zimmer Biomet or its affiliates unless otherwise indicated, and must not be redistributed, duplicated or disclosed, in whole or in part, without the express written consent of Zimmer Biomet. This material is intended for health care professionals. Distribution to any other recipient is prohibited. For product information, including indications, contraindications, warnings, precautions, potential adverse effects and patient counseling information, see the package insert and zimmerbiomet.com. Not for distribution in France. Check for country product clearances and reference product specific instructions for use. The persons depicted in this advertisement are models and not actual recipients of Zimmer Biomet products. Zimmer, Inc., 1800 West Center Street, Warsaw, IN 46580, USA © 2020 Zimmer Biomet

ZIMMER BIOMET
Your progress. Our promise.®

ADVANCED SURGICAL SOLUTIONS

Διάλυμα Υποχλωριώδους Οξέος και Νατρίου **Granudacyn NPWT Wound Irrigation Solution** του οίκου Mölnlycke, Σουηδίας, για πλύσεις διεγχειρητικά για την μείωση του μικροβιακού φορτίου:

- Είναι μη κυτταροτοξικό και μη ερεθιστικό.
- Δραστικό σε Gram+ και Gram- βακτήρια, μύκητες, και ιούς με ή και χωρίς κάψα. Σύμφωνα με τα EU Standard EN13727, EN 13624, EN 13704, EN 14776 η μέση λογαριθμική μείωση είναι >4 για ιούς, μύκητες και σπόρια και >5 για τα βακτήρια *(in vitro μελέτες).*
- Δύναται να χρησιμοποιηθεί για την πλύση του περιτόναιου (σε περιτονίτιδες), σε ανοιχτά τραύματα οστών και αρθρώσεων όπως χόνδρους και τένοντες, σε εκτεθειμένους ιστούς του ΚΝΣ, μήνιγγες καθώς και σε κάθε χειρουργικό τραύμα.
- Μπορεί να παραμείνει στο χειρ. τραύμα.
- Είναι κατάλληλο για πλύσεις των οφθαλμών, γεγονός σημαντικό για πάσης φύσης επεμβάσεις στο πρόσωπο.

ARTHROSIS
MEDICAL DEVICES SUPPLIER
www.arthrosis.gr; info@arthrosis.gr

Mölnlycke®

Viaxal®

Dexketoprofen[1]

Tabs 25mg, granules 25mg, inj 50mg/2ml

Βιβλιογραφία: 1. SmPC Viaxal.

Λ.Τ: Viaxal Tabs 25 mg: 4,08 €, Viaxal Granules 25 mg: 4,14 €, Viaxal Injection 50 mg/2 mL: 5,32 €.

Χορηγείται με ιατρική συνταγή. **Καλύπτεται από τα ασφαλιστικά ταμεία**.

Περαιτέρω πληροφορίες διατίθενται από τον κάτοχο άδειας κυκλοφορίας κατόπιν αιτήσεως ή στο QR Code:

Βοηθήστε να γίνουν τα φάρμακα πιο ασφαλή και
Αναφέρετε
ΟΛΕΣ τις ανεπιθύμητες ενέργειες για
ΟΛΑ τα φάρμακα
Συμπληρώνοντας την «ΚΙΤΡΙΝΗ ΚΑΡΤΑ»

GR-VIA-2-04-2022

Menarini Hellas

Menarini Hellas A.E. - Πάτμου 16-18, 151 23 Μαρούσι, Αττική, Τ.: 210 8316111-13, F.: 210 8317343, info@menarini.gr, www.menarini.gr

Adenuric®

febuxostat 80mg/120mg*

GR-ADE-8-06-2022

Λ.Τ. Adenuric 80mg: 25,05 €
Λ.Τ. Adenuric 120mg: 25,64 €

Καλύπτεται από τα ασφαλιστικά ταμεία.
Χορηγείται με ιατρική συνταγή.

Το **Adenuric®** αποτελεί σήμα κατατεθέν της Teijin Limited, Τόκιο, Ιαπωνία.

*SmPC Adenuric

Βοηθήστε να γίνουν τα φάρμακα πιο ασφαλή και
Αναφέρετε
ΟΛΕΣ τις ανεπιθύμητες ενέργειες για
ΟΛΑ τα φάρμακα
Συμπληρώνοντας την **«ΚΙΤΡΙΝΗ ΚΑΡΤΑ»**

Περαιτέρω πληροφορίες διατίθενται από τον Κάτοχο Αδείας Κυκλοφορίας κατόπιν αιτήσεως ή περιλαμβάνονται στις Περιλήψεις Χαρακτηριστικών του Προϊόντος στο κάτωθι QR code:

Menarini Hellas

Menarini Hellas A.E. - Πάτμου 16-18, 151 23 Μαρούσι, Τ.:210 8316111-13, F.:210 8317343, info@menarini.gr, www.menarini.gr

Επιδαύρου 4 & Αιγιαλείας, 151 25 Μαρούσι
Τηλ.: 210 6875500, Fax: 210 6875308

Acknowledgements

The Organizing Committee would like to acknowledge the success of the masterclass to the following companies.

Platinum Sponsors

stryker | Rontis Driven by innovation | ZIMMER BIOMET Moving You Forward.™

Sponsors

ANAGENNISI Physical Rehabilitation Center of Thessaloniki
arogi EUROMEDICA PHYSICAL REHABILITATION CENTER OF THESSALONIKI
ARTHROSIS
DePuy Synthes THE ORTHOPAEDICS COMPANY OF Johnson & Johnson
EUROPEAN INTERBALKAN MEDICAL CENTER
Filippos Healthcare
Heraeus
ic implantcast HELLAS
MEDBOX CORP
MEDIPLAT commitment to innovation
Menarini Hellas
100 PETSIAVAS A NAME, A HISTORY, A FUTURE
VIATRIS

10TH MASTERCLASS IN ARTHROPLASTY SURGERY THESSALONIKI
Current concepts in
Advanced Arthroplasty Surgery
15-17 December 2023
Porto Palace Hotel THESSALONIKI
10 MAST

Company Profiles

About Zimmer Biomet

ZIMMER BIOMET Moving You Forward.™

Founded in 1927 and headquartered in Warsaw, Indiana, Zimmer Biomet is a global leader in musculoskeletal healthcare. We design, manufacture and market orthopaedic reconstructive products; sports medicine, biologics, extremities and trauma products; office based technologies; spine, craniomaxillofacial and thoracic products; dental implants; and related surgical products.

We collaborate with healthcare professionals around the globe to advance the pace of innovation. Our products and solutions help treat patients suffering from disorders of, or injuries to, bones, joints or supporting soft tissues. Together with healthcare professionals, we help millions of people live better lives.

We have operations in more than 25 countries around the world and sell products in more than 100 countries.

For more information, visit https://www.zimmerbiomet.eu/ or follow Zimmer Biomet on LinkedIn at https://www.linkedin.com/company/zimmer-biomet-emea/

About Rontis Hellas

Rontis Driven by innovation

Rontis Hellas SA was established in 1986 by a group of leading professionals with a lengthy experience in the wider healthcare sector and a vision to provide the most innovative & trustworthy solutions to the market, aiming to become an international leader in the global healthcare industry.

During its initial steps, the company collaborated closely with renowned manufacturers of the international medical device industry in order to distribute their products and introduce their technologies in markets of Southeast Europe that lacked the appropriate knowhow, efficient logistics & supply chain. This is exactly when the collaboration between Rontis and Stryker started – a collaboration that evolved steadily and went through several phases over the decades that followed.

From year 1998 to 2010, Rontis focused exclusively on the arthroplasty portfolio of Stryker. Later, after company's restructuring during year 2011, Rontis Hellas SA became the exclusive distributor of Stryker's complete portfolio in Greece & Cyprus which now includes Arthroplasty, Osteosynthesis, Sports Medicine, Spine & Interventional Pain as well as Capital Equipment, Medical (beds & stretchers) and Neurovascular line. Following the acquisition of Mako from Stryker, Rontis Hellas integrated Mako Robotic assisted technology in its portfolio since year 2016.

Year 2023 is the 35th continuous year of collaboration between the two companies. It's incredibly rare to see a business partnership to stand the test of time like the partnership between Rontis and Stryker did. This only demonstrates the strong bonding & effective collaboration between the two entities.